

■ Overview

The VP6 series differential pressure transmitter, which connector and housings are made of aluminum or stainless steel, has strong corrosion resistance and long-term stability. Sensors in a wide temperature range has temperature compensation, which ensure the technical parameters in well. Variety of connector types and wiring modes, can be the maximum to meet the customer requirement. Widely used in the field of air conditioning refrigeration equipment, exhauster, industrial equipment, medical equipment, the environmental decontamination of office/ electronics factory/food factory/Pharmaceutical plant/chemical plant etc, air supplying circuit for boiler, underground ventilation etc.

HART protocol and RS485 Serial Communication broad are optional. And Option to match the measurement & control instruments or circuit module made by our company.

■ Applications

- Air conditioning refrigeration equipment
- Medical equipment
- Industrial equipment
- Air supplying circuit for boiler, underground ventilation for power and Coal industry etc.
- The environmental decontamination of office/ electronics factory/food factory/Pharmaceutical plant/chemical plant etc

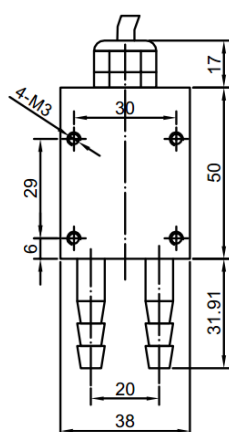


■ Specifications

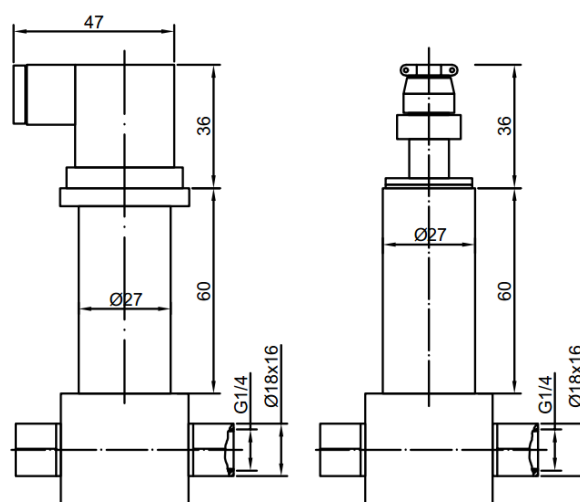
Pressure range	100Pa to 1.0MPa
Accuracy	±0.1%FS, ±0.25%FS, ±0.5%FS, ±1.0%FS optional
Power supply	Transmitter: +24Vdc, +12Vdc, +5Vdc
Output	0/0.5/1.0-4.0/4.5/5.0V(3 wires), 4-20mA(2 or 3 wires)
loading Capacity(Transmitter)	Current output model ≤500 Ω; Voltage output model ≥100k Ω
zero temp. coefficient	±0.5%FS
FS temp. coefficient	±1.0%FS
Compensation temperature	-10℃~50℃
Operation temperature	-20℃~75℃, ≤ 85%RH
Storage temperature	-40℃~85℃, ≤ 95%RH
Safe overpressure	150%
limit overpressure	200%
Temperature drift	0.02%FS/℃
Long-term stability	±0.2%FS/year
Housing	316L Stainless steel

Note: Specification based on 25℃

■ Mechanical Specifications(Only for reference)



Air tube mounting type



Screw thread mounting type

VP6 Series

■ Connection

- Pressure transmitter

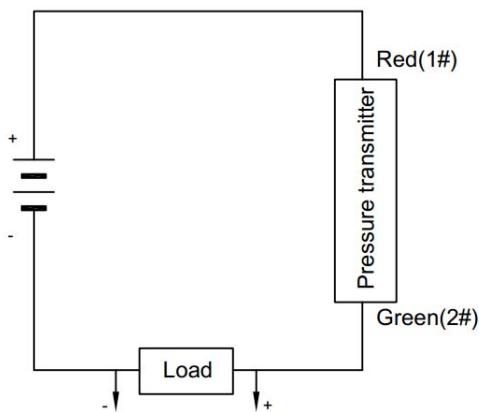
For two wires:

Red/1#: Power positive E+; **Green/2#:** Output current I_{out}

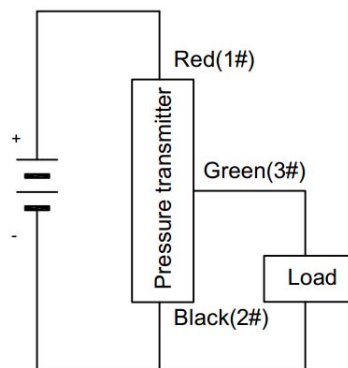
For three wires:

Red/1#: Power positive E+; **Black/2#:** GND; **Green/3#:** Output current I_{out} or Voltage V_{out}

- The wiring diagrams are as follows:



2 wires pressure transmitter



3 wires pressure transmitter

Order

VP6	<input type="checkbox"/>	<input type="checkbox"/>	- <input type="checkbox"/>	- <input type="checkbox"/>	- <input type="checkbox"/>	<input type="checkbox"/>
	Housing material	Output	Pressure range	Mounting	Wiring	Additional function
Differential pressure transmitter	1: Aluminum (default) 2: Stainless steel	1: 4-20mA(2 wires) 2: 4-20mA(3 wires) 3: 0-5V(3 wires) 4: 1-5V(3 wires) 5: 0.5-4.5V(3 wires) 6: 0-10V(3 wires) 7: discrete output 8: discrete output(Voltage) 9: custom	(Mpa, Kpa, Pa, Bar, PSI, Kg/cm2)	Standard screw thread Ex.:M20x1.5, G1/2 or Cutting sleeve dim. Ex.:CD50 or flange dim. Ex.:DN25 or air tube dim. Ex.: Ø8	P1: Cable waterproof seal P2: Hirschmann connector P3: Aviation connector(Steel) P4: Mini Hirschmann connector P5: Aviation connector(Aluminium)	A1: 1.0%FS A2: 0.5%FS A3: 0.25%FS A4: 0.1%FS V1: 24Vdc V2: 12Vdc V3: 5Vdc V4: ± 12Vdc D1: LED indicator D2: LCD indicator D3: dial indicator D4: 0-100% indicator(bar code) SI: Intrinsically explosion-proof (ia II CT4) SS: Isolation explosion-proof(d II BT4) HT: Hart protocol R4: RS485 Y: Custom requirement

Example:

VP61-1.0Kpa- Ø8-P1A1V1 – VP6 differential pressure transmitter: Pressure range 0-1.0Kpa, Aluminum housing, output 4-20mA(2 wires), Ø8 air tube installation, cable with waterproof seal connection, accuracy 1.0%FS, Power 24Vdc.

Note: If the user has special requirement, please feel free to contact our company