

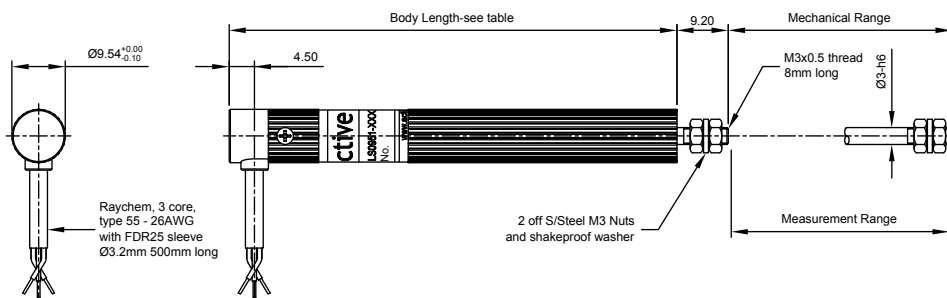
### CLS0950 features



These high performance ultra slim linear potentiometers are designed for the most demanding control and measurement applications. They are constructed from aluminum alloy and stainless steel for high strength and durability, yet are lightweight in design, making them ideal for industrial, automotive and motorsport applications.

- 10mm to 150mm (6")
- Ultra slim compact 9.54mm body Ø
- 3.0mm dia. operating shaft
- Sealed as standard
- Raychem cabling
- Choice of mounting
- Very long operational life
- Models available from stock

### Model dimensions and mounting



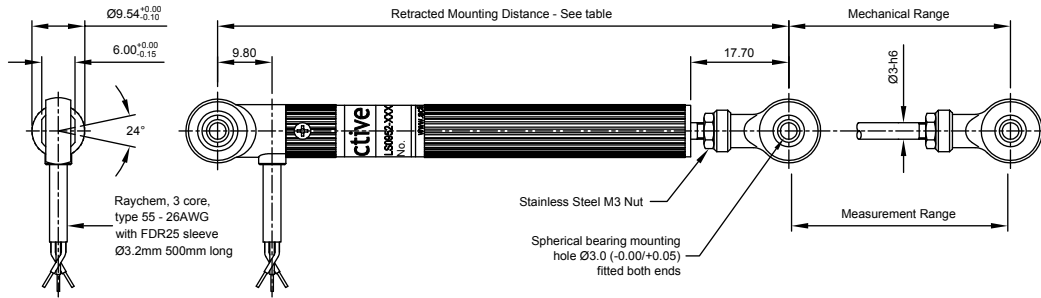
Product ordering code

CLS0951-XXX  
Measurement range in mm

Not to Scale. Dims: mm

For mounting accessories, see page 3

### CLS0952 - rod-end mounting



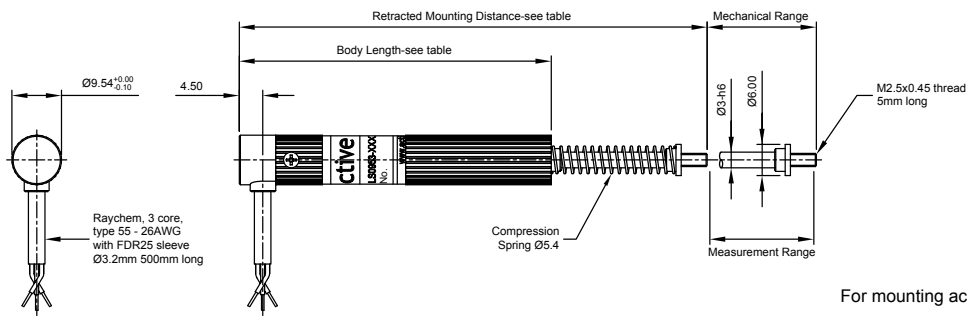
Product ordering code

**CLS0952-XXX**  
Measurement range in mm

Not to Scale. Dims: mm

For mounting accessories, see page 3

### CLS0953 - sprung-loaded shaft



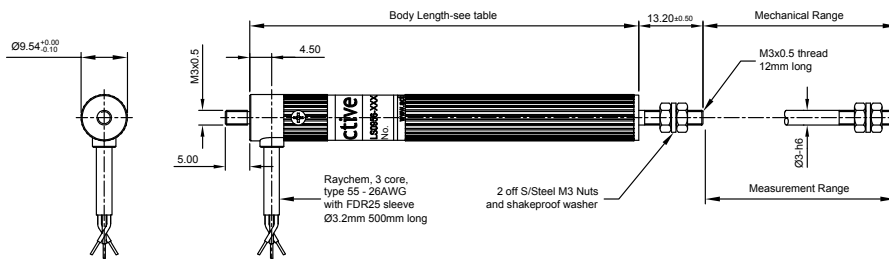
Product ordering code

**CLS0953-XX**  
Measurement range in mm

Not to Scale. Dims: mm

For mounting accessories, see page 3

### CLS0956 - M3 threaded mounting



Product ordering code

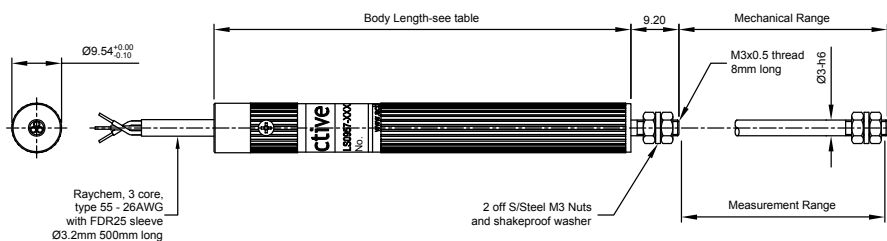
**CLS0956-XXX**  
Measurement range in mm

Not to Scale. Dims: mm

Model designed for mounting with accessories of customer choice

For mounting accessories, see page 3

### CLS0957 - body clamp/rear cable exit



Product ordering code

**CLS0957-XXX**  
Measurement range in mm

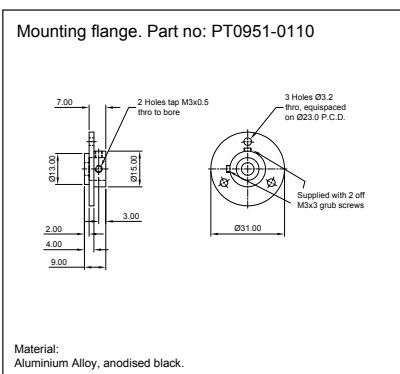
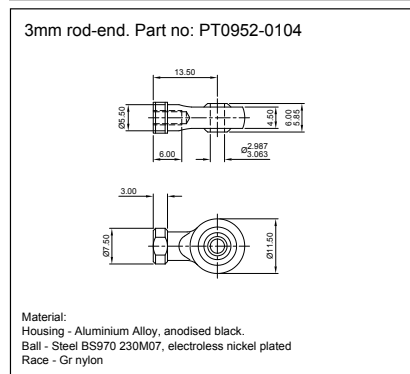
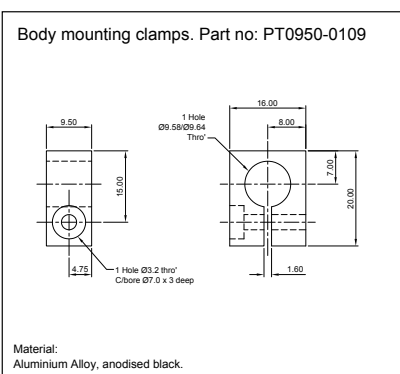
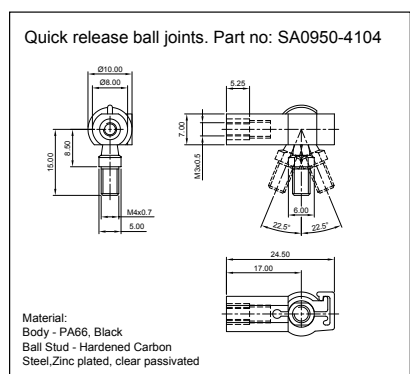
Not to Scale. Dims: mm

For mounting accessories, see page 3

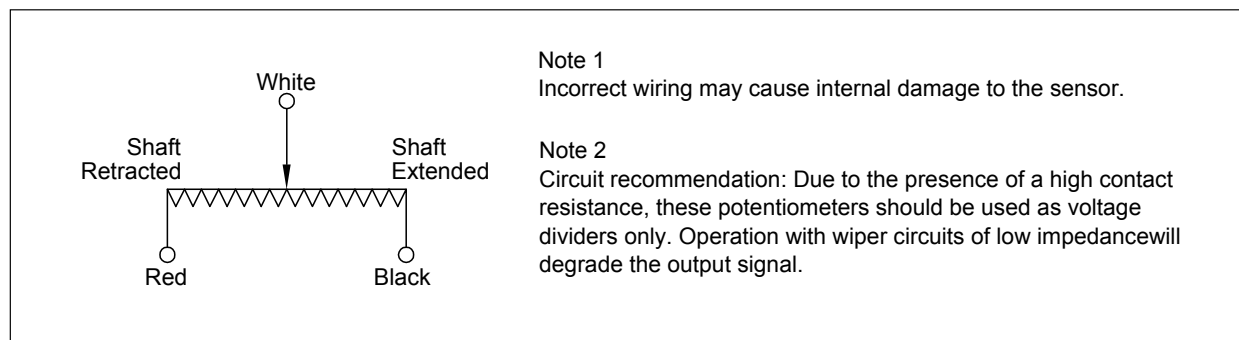
## Electrical & mechanical information

Measurement range ( $\pm 0.5$ mm)	10	20	30	40	50	75	100	125	150	mm
Retracted mounting distance (D)	78	83	93	103	113	138	163	188	213	mm
Retracted shaft length (R)	81	89	102	115	128	-	-	-	-	mm
Body length (C)	54	59	69	79	89	114	139	164	189	mm
Resistance (Typical)	0.4	0.8	1.2	1.6	2	3	4	5	6	Kohms
Non-linearity	$<\pm 0.25$	$<\pm 0.25$	$<\pm 0.25$	$<\pm 0.25$	$<\pm 0.25$	$<\pm 0.15$	$<\pm 0.15$	$<\pm 0.15$	$<\pm 0.15$	%
Applied voltage	$<15$	$<22$	$<30$	$<37$	$<45$	$<65$	$<90$	$<112$	$<135$	Volts
Wiper load	$>500$	$>500$	$>500$	$>500$	$>500$	$>500$	$>500$	$>500$	$>500$	Kohms
Mechanical range	Measurement Range +1									mm
Max shaft velocity	$<10$									m/sec
Insulation resistance (500V dc.)	$>100$									Mohms
Operating temp. range	$-30^{\circ}$ to $+125^{\circ}$									$^{\circ}$ C
Sensor sealing	IP66									
Shaft operating force	200 (typical)									grams
Weight (approx.)	60	66	72	78	85	90	96	102	108	grams
Case material	Aluminium 6063 - Sulphuric acid anodised									
Shaft material	Stainless steel - 303 series									
Rod end bearing material	Aluminium 6262 housing & Stainless steel ball									

## Mounting accessories



## Electrical connections (all models)



## About us

---

Active Sensors has for 20 years designed and manufactured a wide range of linear and rotary position sensors for precision motion control and measurement systems. With the increasing cost of engineering development programs, technical managers need to identify reliable and cost-effective program partners. Active Sensors is an ISO9001 certified company providing a wide range of mission critical position sensors for aerospace, automotive and industrial applications.

## Other CLS linear position sensor models available



## Contact details

---

### Europe

Active Sensors Ltd  
Unit 12, Wilverley Road  
Christchurch, Dorset  
BH23 3RU  
UK



### North America

Active Sensors Inc.  
8520 Allison Point Blvd Suit 220  
Indianapolis  
IN 46250  
USA



Tel +44 (0)1202 480620  
Fax +44 (0)1202 480664

Tel + 317 713 2973  
Fax + 317 713 2950

[sales@activesensors.com](mailto:sales@activesensors.com)

### Additional product information

The information contained in this data sheet on product applications should be used by customers for guidance only. Active Sensors makes no warranty or representation in respect of product fitness or suitability for any particular design application, environment or otherwise except as may subsequently be agreed in the contract for the sale and purchase of products. Additionally, Active Sensors gives no guarantee or warranty for its products in critical control applications, typically in life support systems and the aviation and nuclear industries, where product failure may result in injury, loss of life or catastrophic property damage. Customers should therefore satisfy themselves of the actual performance requirements and subsequently the products suitability for any particular design application and the environment in which the product is to be used. Continual research and development may require change to products and specification without prior notification. © Active Sensors